

# Plants

## Year 3



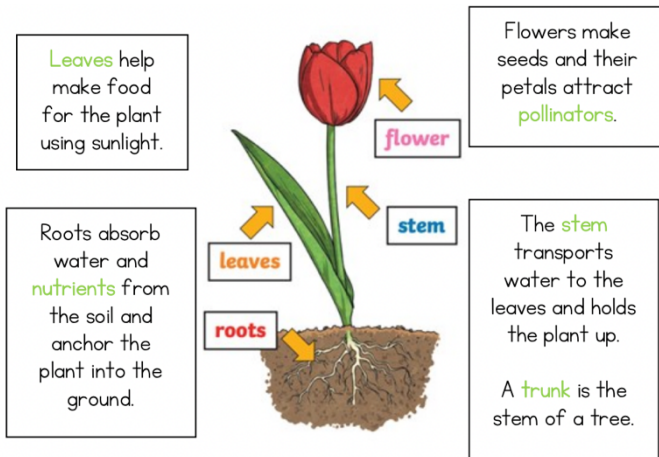
### Review:

*What should I already know?*

- I know and can label the basic parts of a plant. (Year 1)
- I know that seeds and bulbs grow into mature plants. (Year 2)
- I know that plants need water, light and a suitable temperature to stay healthy. (Year 2)

### Essential knowledge.

- Identify and describe the function of different parts of a flowering plant: **roots**, **stem/trunk**, **leaves** and **flowers**.



- Plants have certain requirements to live and grow: water, nutrients from the soil, light, air and room to grow.
- Flowers reproduce through a journey of pollination, seed formation and seed dispersal.

### Vocabulary

<b>Biology</b>	Biology is all about living things.
<b>Working Scientifically</b>	is all about working like a scientist to answer scientific questions.


<b>Function</b>	What something's job is.
<b>Nutrients</b>	Something that are needed by living things to grow and survive.
<b>Seed Dispersal</b>	Moving the seeds away from the parent plant so they can grow new plants.
<b>Pollination</b>	When pollen is moved from one plant to another to create seeds.
<b>Transportation</b>	The movement of water and nutrients to all parts of the plant for its survival.

### Essential knowledge.

*How is water transported through a plant?*

- 1) The roots absorb water from the soil.
- 2) The stem transports the water to the leaves.
- 3) Unused water leaves the plant through the leaves.

The water is sucked up the stem like water being sucked through a straw.



Working Scientifically



#### Our enquiry focus:

<b>Observing Changes Over Time</b>	Pattern Seeking	Identifying, Grouping & Classifying	<b>Fair Testing</b>	Research
------------------------------------	-----------------	-------------------------------------	---------------------	----------

### Skills I will need:

- I will ask questions about plants and their needs.
- I plan an enquiry to monitor the growth of different plants.
- I will measure the growth of different plants in the same conditions.
- I will report my findings through a growing guide for different plants based on my findings.



### Review:

*What should I already know?*

- I should know that during the day time it is light
- I should know that during the night time it is dark.
- I should know that day length varies during the different seasons.


### Essential knowledge.

- Light is a type of energy that lets us see things. If there is no light, we cannot see anything.
- Light comes from different light sources.



- Our eyes can see objects because the light reflects off the surface. Shiny objects reflect light best.

- Shadows are formed when the light from a light source is blocked by an opaque object



- We can change the size of the shadow by changing the position of the light source or object.

Working Scientifically



#### Our enquiry focus:

Observing Changes Over Time	Pattern Seeking	Identifying, Grouping & Classifying	Fair Testing	Research
-----------------------------	-----------------	-------------------------------------	--------------	----------

### Skills I will need:

- I will ask questions about how to stay safe in the sun.
- I will evaluate the efficiency of forms of protection from the sun.
- I will find patterns in what happens to shadows when the light source moves.
- I will use equipment to measure the size of shadows and record my findings.

### Vocabulary

Physics	is all about Earth and space and how they work.
Working Scientifically	is all about working like a scientist to answer scientific questions.
Translucent	Describes an object that lets some light through.
Transparent	Describes an object that lets light travel through easily.
Opaque	Describes an object that does not let any light pass.
Shadow	An area of darkness where light has been blocked by an opaque object.
Light	A form of energy that travels in a wave from a light source.
Light source	An object that makes its own light.
Dark	The absence of light
Reflect	To bounce light from a surface

### Essential knowledge.

- Light from the sun can be dangerous and there are ways to protect ourselves.

