


Forces and magnets

Year 3



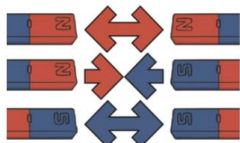
Review:

What should I already know?

- How to identify and group materials based on their properties.
- How to distinguish between an object and the material it is made from

Essential knowledge

- Things can move differently on different surfaces.
- A force is a push or pull that acts upon an object.
- Some forces need direct contact and some don't.




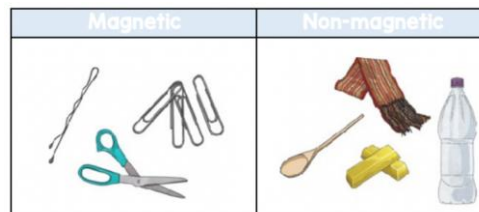
- Magnets have 2 poles and can attract or repel each other.
- Materials that are attracted to magnets are magnetic.
- Materials that are not attracted to magnets are non-magnetic.
- Most metals are magnetic, but not all of them.

Vocabulary

Physics	is all about working like a scientist to answer scientific questions.
Working Scientifically	Is all about working like a scientist to answer scientific questions.
Force	A push or pull that acts upon an object.
Magnet	A magnet produces a magnetic force.
Poles	Each end of the magnet where the force is strongest
Repel	To push away.
Attract	To pull towards.

Etymology

Repel	Comes from Latin words meaning "to drive back," like kicking something away or pushing it away, from "re-" (back) and "pellere" (to drive/push).
-------	--



Our enquiry focus:

Observing Changes Over Time	Pattern Seeking	Identifying, Grouping & Classifying	Fair Testing	Research
-----------------------------	-----------------	-------------------------------------	--------------	----------

Skills I will need:

- I will ask questions and make predictions about how things move on different surfaces.
- I will record how different things move on different surfaces.
- I will measure the distance an object travels when going across different surfaces.
- I will plan an enquiry about how magnetic forces act.
- I will be able to classify and soft materials that are and are not magnetic.

