



Sculpture

Year 4 Summer Term


Art & Design

What I already know?

- I can create different shapes and textures by using tools.
- I can demonstrate clay techniques such as rolling, joining, and kneading.

Henry Moore

Style: Modern



Henry Spencer Moore (1898 – 1986) was an English artist. He is best known for his semi-abstract monumental bronze sculptures which are located around the world as public works of art. His sculptures are usually abstractions of the human figure. His most famous work is drawings of WW2 and 'The Blitz'.



Vocabulary

Modroc	Modroc starts off dry, you then dip it in water and then model with it to create shapes
Clay	a stiff, sticky earth that can be moulded when wet, and is dried and baked to make bricks/pottery
Sculpture	Use different tools and materials to create a 3D structure
Design	To make or draw plans for something to be created in 2D or 3D form
Construct	To build, make or fix something
Texture	Can be seen, felt and built upon. The illusion of texture can be created in 2D work but it is easiest to achieve in 3D world.
Carving	The act of fashioning or producing by cutting into or shaping a solid material.

Key Knowledge





Design and create an Egyptian Sarcophagus that is fit for purpose

Use a range of techniques such as joining and carving to make a 3D sculpture

Evaluate the successfulness of my artwork and the materials I chose.



Connecting Concepts

Technique 	<i>I will practise my joining skills</i>	Artist 	<i>I will use inspiration from the artist to practise sculpting techniques</i>
Media and Materials 	<i>I will use appropriate materials to create a sculpture</i>	Evaluation 	<i>I will evaluate the successfulness of my sculpture</i>