

Art and Design

Year 2 Autumn Term

Concept: Line

A mark which moves from one place to another.



Inspiration

Artwork: The Shell



A variety of drawing techniques are used to show the tone, pattern and texture of the shell including blending, hatching and cross-hatching.

Artist, craft maker or designer:
Rembrandt



Rembrandt Harmenszoon van Rijn was a Dutch artist born in 1606. Although Rembrandt was most famous for his paintings, he was also known for his drawings and etchings (a type of print) that show a masterful use of light and shadow.

Media

sketch pencil




paper



Piece

I will draw a shell from observation using shade to add tone, pattern and texture.



What should I already know?

- I can use a pencil to make marks.
- I can control my marks and use lines to represent an object.
- I can use contour lines to show the edge of an object.




What will I learn?

- I will draw from observation.
- I will practice drawing techniques that explore light and dark (tone).
- I will practice drawing techniques that explore pattern and texture.

Critical techniques

- I will look at the artwork and describe what I see.
- I will know that the artwork is a drawing.
- I will use the artwork to inspire my own drawing.

Key Vocabulary

shade	Pencil markings depicting light and dark.
tone	How light or dark something is.
texture	The surface of an object.
blending 	A drawing technique where two or more tones are gently merged.
hatching 	One direction pencil lines used to create shade in drawing.
cross-hatching 	Crossing lines used to create shade in drawing.
improve	Make something better.

